

8 7 6 5 4 3 2 1

PRINCIPAL PARTICULARS

LOA 302'-0"
 LBP - LWL 290'-0"
 BEAM 64'-0"
 DEPTH 26'-0"
 LOADLINE DRAFT 21'-0" APPROX.
 DEADWEIGHT 6089 LT APPROX
 DESIGN DECK LOAD 1024 PSF
 GENERATORS (4) X 1825KW @ 1,800 RPM (WATER-COOLED)
 TOTAL KILOWATTS 7,300 KW @ 690 VAC
 MAIN PROPULSION (2) X 2,500KW @ 690 VAC @ 1,000 RPM (6,704HP TOTAL) FIXED PITCH VFD Z-DRIVE IN NOZZLES
 BOW THRUSTERS (2) X 1,180 KW @ 690 VAC @ 1,200 RPM (3,164HP TOTAL) FIXED PITCH VFD/REVERSING MOTORS
 FIRE MONITORS (2) X 5284 GPM/ (495KW @ 690 VAC) 665HP/394' REACH - REMOTE CONTROLLED FIRE MONITORS
 REGULATORY USCG SUB I & L /SOLAS/ABS \otimes A1, OFFSHORE SERVICE VESSEL, \otimes AMS, DPS-2, ENVIRO
 \otimes ACCU, UWILD, FiFi I, \otimes (E)

TANK CAPACITIES

WATER BALLAST 597,042 US GAL (98% FILL)
 TOTAL FUEL OIL (W/SHIPS FO) 279,936 US GAL (98% FILL)
 SHIP'S FUEL OIL 23,277 US GAL (98% FILL)
 POTABLE WATER 61,287 US GAL (98% FILL)
 LIQUID MUD 21,079 BARRELS (98% FILL)
 METHANOL 2,168 BARRELS (98% FILL)
 DRY BULK (SG = 2.4) 14,347 CU. FT.
 SEWAGE 24,869 US GAL (98% FILL)
 GREY WATER 24,869 US GAL (98% FILL)

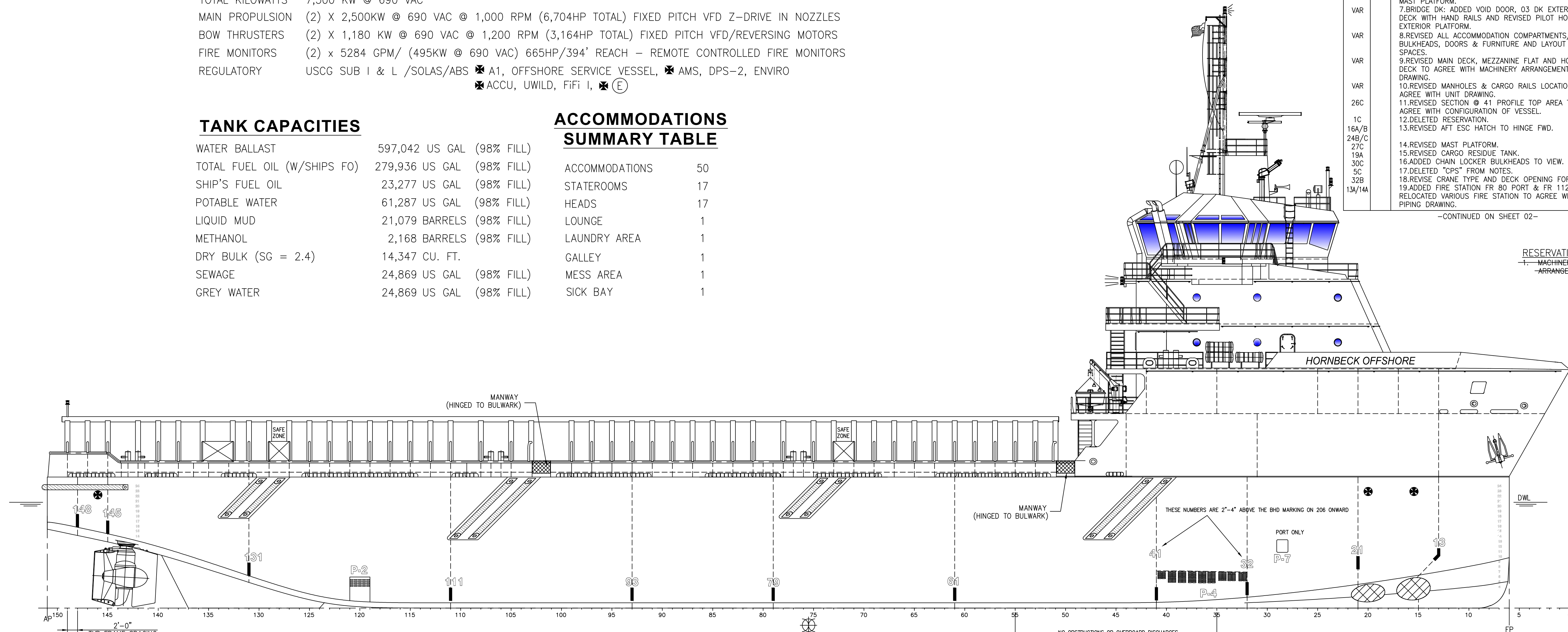
ACCOMMODATIONS SUMMARY TABLE

ACCOMMODATIONS 50
 STATEROOMS 17
 HEADS 17
 LOUNGE 1
 LAUNDRY AREA 1
 GALLEY 1
 MESS AREA 1
 SICK BAY 1

REVISIONS				
ZONE	REV	DESCRIPTION	DATE	APPROVED
29B 27C	1	1. IDENTIFIED HVAC UNIT AS 01 DECK 2. ADDED TWO (2) HVAC UNITS TO THE PILOTHOUSE TOP BULWARK GATES UPDATED	21 MAR 2012	TER
3A 3B BB 10-16 12-16 A&B 11B 11A&B 10B SHT 3 2-C10 20-B&C 30B 1-D7 2-B14	2	ADDED NOTE RE: OBSTRUCTIONS AND DISCHARGES REVISED RESCUE BOAT OUTLINE DELETED MOORING CHOCK RAISED FLOORPLATES REVISED BULWARK, CORRUGATED BHD. ADDED TO METHANOL TANKS. CHANGED DOOR HANDING MOVED TRANSFORMERS P&S MOVED CHAIN LKR. SCUTTLES COMBINED C/D AND BALLAST #1 TANK COMBINED FOREPEAK TANK AND VOID #3 BALLAST TANK AFT BHD. MOVED TO FR.79 FROM FR.80 REVISED FOCSLE DK. ARRGT. UPDATED DEADWEIGHT REMOVED MANHOLE TO FO TANK AFT	26 APR 2012	MC
6C 3C,25D 3C,29C VAR SHT1 VAR VAR VAR VAR VAR 26C 1C 16A/B 24B/C 27C 19A 30C 5C 32B 13A/14A	3	1.UPDATED TANK CAPACITIES FIGURES 2.REVISED FORWARD MAST & LIGHTS 3.ADDED STBD SIDE FWD LADDER TO 03 DK TO TOP OF PILOT HOUSE. 4.REVISED PROFILE HANDRAILS AND STAIRS. 5.UPDATED FENDERS, BULWARK & ADDED PROFILE MARKINGS. 6.ADDED HANDRAILS TO PLAN VIEWS AND ADDED TO PLAN VIEW FOCSLE DK, 01 DK, 02 DK, BRIDGE DK & MAST PLATFORM. 7.BRIDGE DK: ADDED VOID DOOR, 03 DK EXTERIOR DECK WITH HAND RAILS AND REVISED PILOT HOUSE EXTERIOR PLATFORM. 8.REVISED ALL ACCOMMODATION COMPARTMENTS/SPACES: BULKHEADS, DOORS & FURNITURE AND LAYOUT OF SPACES. 9.REVISED MAIN DECK, MEZZANINE FLAT AND HOLD DECK TO AGREE WITH MACHINERY ARRANGEMENT DRAWING. 10.REVISED MANHOLES & CARGO RAILS LOCATIONS TO AGREE WITH UNIT DRAWING. 11.REVISED SECTION @ 41 PROFILE TOP AREA TO AGREE WITH CONFIGURATION OF VESSEL. 12.DELETED RESERVATION. 13.REVISED AFT ESC HATCH TO HINGE FWD. 14.REVISED MAST PLATFORM. 15.REVISED CARGO RESIDUE TANK. 16.ADDED CHAIN LOCKER BULKHEADS TO VIEW. 17.DELETED "CPS" FROM NOTES. 18.REVISE CRANE TYPE AND DECK OPENING FOR STAIRS. 19.ADDED FIRE STATION FR 80 PORT & FR 112 STBD. RELOCATED VARIOUS FIRE STATION TO AGREE WITH PIPING DRAWING.	14 NOV 2012	FM

-CONTINUED ON SHEET 02-

RESERVATIONS
 -MACHINERY-SPACE-VENTILATION-TRUNK-ARRANGEMENT-



OUTBOARD PROFILE

EASTERN SHIPBUILDING GROUP
 P.O. Box 960
 The Woodlands, TX 77380
 Telephone: (281) 762-7000
 Fax: (281) 762-7004
 www.easternshipbuilding.com

THIS DRAWING, DESIGN, CONCEPT AND/OR SPECIFICATIONS ARE THE SOLE PROPERTY OF EASTERN SHIPBUILDING GROUP. NO PART OF THIS DOCUMENT IS TO BE REPRODUCED OR TRANSMITTED IN ANY FORM OR BY ANY MEANS, ELECTRONIC OR MECHANICAL, INCLUDING PHOTOCOPYING, RECORDING, OR BY ANY INFORMATION STORAGE AND RETRIEVAL SYSTEM, WITHOUT THE WRITTEN PERMISSION OF EASTERN SHIPBUILDING GROUP.

DATE: 16-NOV-11
 CHECKED BY: MTC
 DATE: 14-MAR-12
 APPROVED BY: DATE: _____
 HULL NO.: 205-210
 CONTRACT NO.: _____

SUBMITTAL STATUS:
 ASB NOT READY
 ASB SUBMITTAL PENDING
 ASB APPROVAL PENDING
 ASB APPROVED
 USCG NOT READY
 USCG SUBMITTAL PENDING
 USCG APPROVAL PENDING
 USCG APPROVED

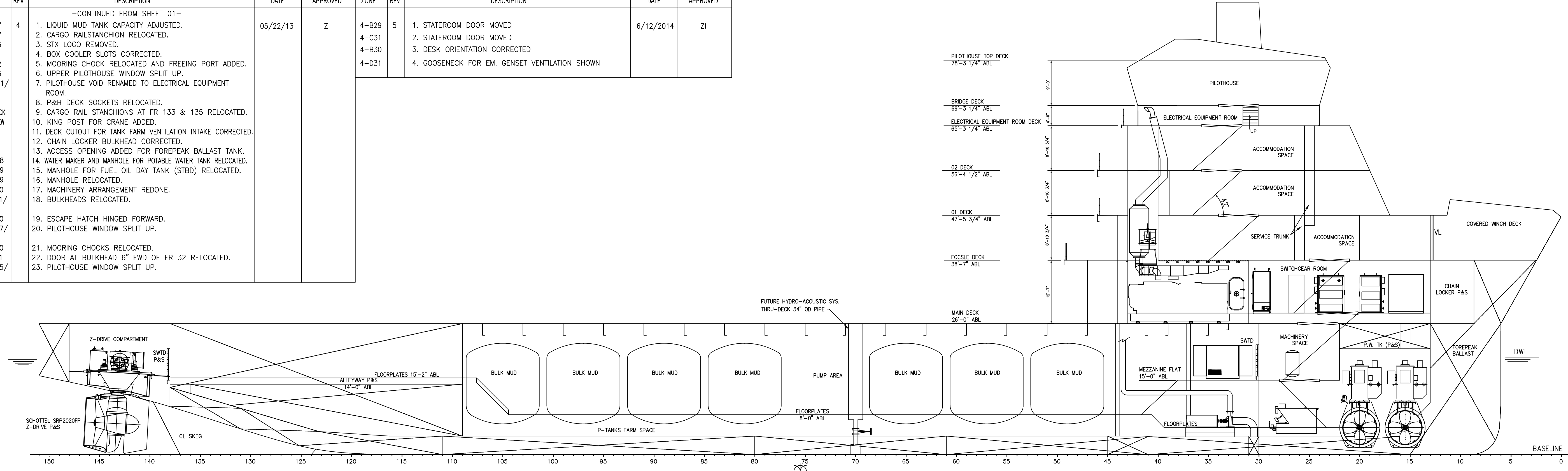
CUSTOMER: HORNBECK OFFSHORE SERVICES
 VESSEL: Eastern 302' Class STXM SV310

FILE NAME: 205-800-001.dwg
 SCALE: 3/32" = 1'-0"
 SHEET NO.: 1 OF 4
 DRAWING NO.: 205-800-001
 REV.: 5

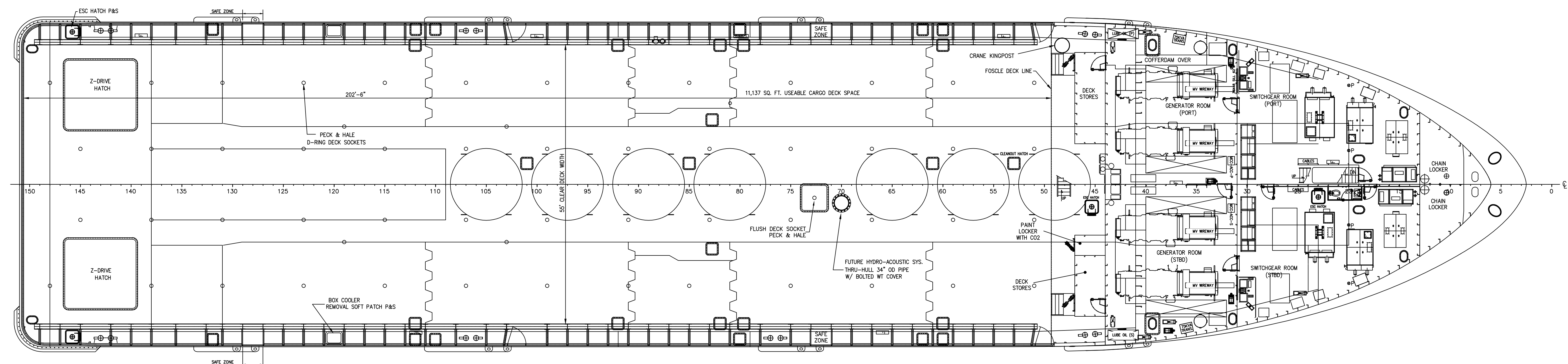
STX Canada Marine US Marine
 STX Canada Marine Inc. STX US Marine Inc.
 1818 Cornwell Avenue Houston, Texas U.S.A. 77057
 Vancouver, BC Canada V6A 1C7 Tel: +1 604 735 4200
 1885 South Kirby Boulevard, Suite 415 U.S.A. 77057 Tel: +1 713 981 2012

8 7 6 5 4 3 2 1

REVISIONS				REVISIONS					
ZONE	REV	DESCRIPTION	DATE	APPROVED	ZONE	REV	DESCRIPTION	DATE	APPROVED
-CONTINUED FROM SHEET 01-									
1-C7	4	1. LIQUID MUD TANK CAPACITY ADJUSTED.	05/22/13	ZI	4-B29	5	1. STATEROOM DOOR MOVED	6/12/2014	ZI
1-B7		2. CARGO RAIL STANCHION RELOCATED.			4-C31		2. STATEROOM DOOR MOVED		
1-B3		3. STX LOGO REMOVED.			4-B30		3. DESK ORIENTATION CORRECTED		
1-B2		4. BOX COOLER SLOTS CORRECTED.			4-D31		4. GOOSENECK FOR EM. GENSET VENTILATION SHOWN		
1-C3	4	5. MOORING CHOCK RELOCATED AND FREEING PORT ADDED.	05/22/13	ZI					
2-D11/D12		6. UPPER PILOTHOUSE WINDOW SPLIT UP.							
VAR		7. PILOTHOUSE VOID RENAMED TO ELECTRICAL EQUIPMENT ROOM.							
MAIN DECK		8. P&H DECK SOCKETS RELOCATED.							
PLAN VIEW		9. CARGO RAIL STANCHIONS AT FR 133 & 135 RELOCATED.							
		10. KING POST FOR CRANE ADDED.							
3-D18		11. DECK CUTOFF FOR TANK FARM VENTILATION INTAKE CORRECTED.							
3-D19		12. CHAIN LOCKER BULKHEAD CORRECTED.							
3-B19		13. ACCESS OPENING ADDED FOR FOREPEAK BALLAST TANK.							
3-C20		14. WATER MAKER AND MANHOLE FOR POTABLE WATER TANK RELOCATED.							
3-A21/B21		15. MANHOLE FOR FUEL OIL DAY TANK (STBD) RELOCATED.							
4-C30		16. MANHOLE RELOCATED.							
4-C27/D27		17. MACHINERY ARRANGEMENT REDONE.							
4-B30		18. BULKHEADS RELOCATED.							
4-A31		19. ESCAPE HATCH HINGED FORWARD.							
4-D25/D26		20. PILOTHOUSE WINDOW SPLIT UP.							
		21. MOORING CHOCKS RELOCATED.							
		22. DOOR AT BULKHEAD 6" FWD OF FR 32 RELOCATED.							
		23. PILOTHOUSE WINDOW SPLIT UP.							



INBOARD PROFILE



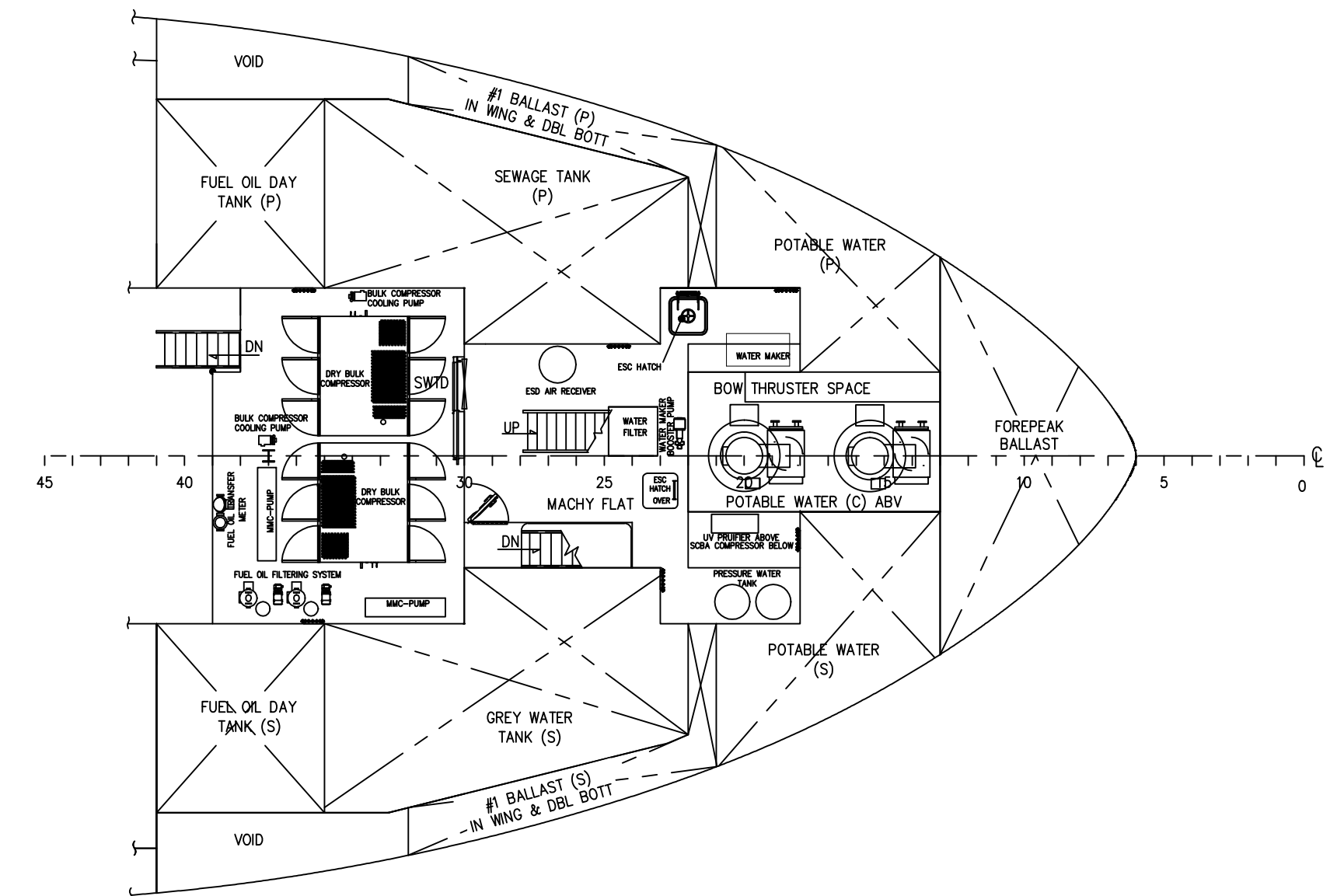
MAIN DECK

STX Canada Marine
US Marine
 STX Canada Marine Inc. 1818 Cornwall Avenue Vancouver, BC Canada V6J 1C1 Tel: +1 604 238 4200
 STX US Marine Inc. 1880 South Dairy Ashford, Suite 423 Houston, Texas U.S.A. 77077 Tel: +1 713 961 2012

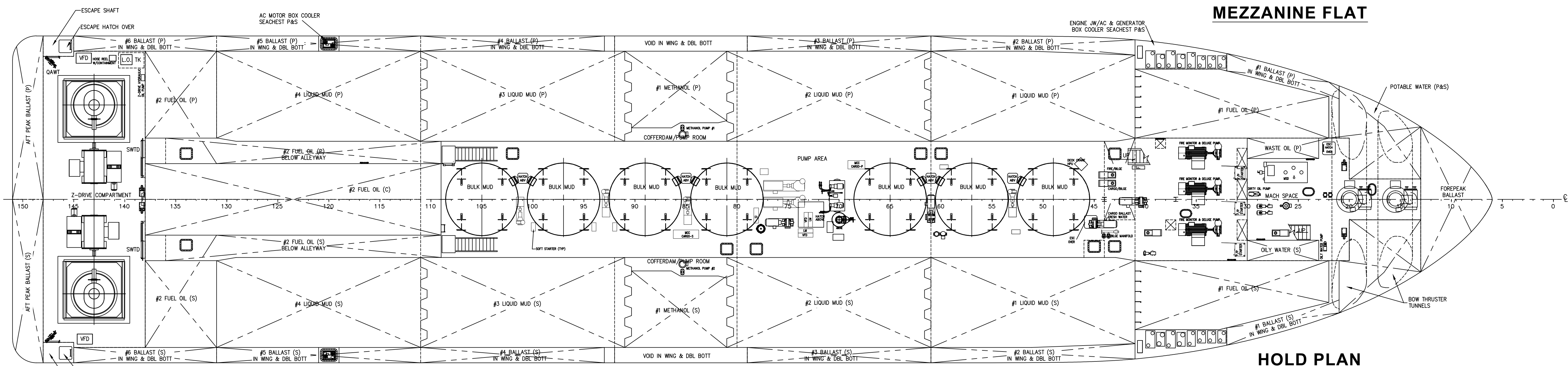
THIS DRAWING, DESIGN, CONCEPT AND/OR SPECIFICATIONS ARE THE SOLE PROPERTY OF P.O. Box 910 Panama City, Florida 32402 Telephone (850) 763-1900 Fax: (850) 763-7904 www.easternshipbuilding.com

NEITHER THIS DOCUMENT, NOR THE INFORMATION CONTAINED HEREIN SHALL BE REPRODUCED OR TRANSFERRED TO OTHER DOCUMENTS, OR USED OR DISCLOSED TO OTHERS FOR MANUFACTURE OR FOR ANY PURPOSE OR FOR ANY PURPOSE, EXCEPT AS SPECIFICALLY AUTHORIZED IN WRITING BY EASTERN SHIPBUILDING GROUP.

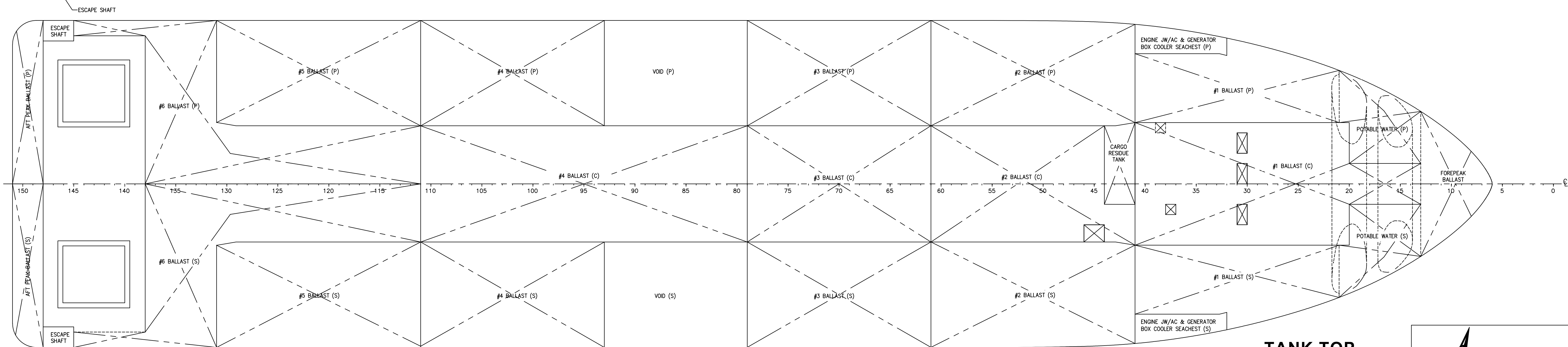
FILE NAME: 205-800-001.dwg
 SCALE: 3/32"=1'-0"
 SHEET NO: 2 OF 4
 DRAWING NO: 205-800-001
 REV: 5



MEZZANINE FLAT



HOLD PLAN



TANK TOP

THIS DRAWING, DESIGN, CONCEPT AND/OR SPECIFICATIONS ARE THE SOLE PROPERTY OF
 P.O. Box 1910
 Panama City, Florida 32402
 Telephone (850) 763-1900
 Fax: (850) 763-7904
 www.easternshipbuilding.com

NEITHER THIS DOCUMENT, NOR THE INFORMATION CONTAINED HEREIN SHALL BE REPRODUCED OR
 TRANSFERRED TO OTHER DOCUMENTS, OR USED OR DISCLOSED TO OTHERS FOR MANUFACTURE OR FOR ANY PURPOSE
 OR FOR ANY PURPOSE, EXCEPT AS SPECIFICALLY AUTHORIZED IN WRITING BY EASTERN SHIPBUILDING GROUP.

FILE NAME: 205-800-001.dwg
 SCALE: 3/32" = 1'-0"
 SHE. NO.: 3 OF 4
 SIZE: DRAWING NO.: 205-800-001
 REV: 5

STX Canada Marine US Marine
 STX Canada Marine Inc. STX US Marine Inc.
 1818 Cornwall Avenue 1880 South Dixie Highway, Suite 425
 Vancouver, BC Houston, Texas
 Canada V6J 1C1 U.S.A. 77077
 Tel: +1 604 238 4200 Tel: +1 281 961 2912

